



















Nr	Machines	Type	Year	Description	State	Photos
Single Screw Extruders						
EXT 12-354	CINCINNATI	CMS 90	1989	Diam 90mm, 28D, output 250 kg/h, PEHD, PP	***	
EXT 13-361	AMUT	EA 70/24	1998	Diam 70mm, 24D. PVC output 60 kg/h. Power 35 Kw	****	
EXT 13-393	IDE	MEB 38/25D	1985	Co-extruder diam. 38mm. Soft / rigid PVC. Power 3,8 Kw. 12 kg/h	****	
EXT 14-401	AKMA	40/24D	1994	Diam 45mm, 24D. PE-PP output 45 kg/h. Power 18 Kw	****	
EXT 15-440	EXTRUDEX	EDN 80/30D	1999	120 Kw, output 250 kg/h, with BD Plast filter changer	***	
EXT 15-442	KRAUSS MAFFEI	KME 90	2009	Machine rebuilt in 2009, output 250 kg/h, 110 Kw	*****	
EXT 15-443	HUSSMANN	D 30		Co-extruder diam. 30mm. Soft / rigid PVC. Power 3,8 Kw. 12 kg/h	***	
EXT 15-446	BATTENFELD	BCE 1-60-25D	2006	PVC, max output 60 kg/h, C.C motor power 30 Kw	****	

Nr	Machines	Type	Year	Description	State	Photos
EXT 15-447	TECNOMATIC	25-25D	2006	Co-extruder diam. 25mm, PEHD / PVC, motor power 1,5 Kw	****	
EXT 15-448	EXTRUDEX	EDN 60-30D	1997	PEHD-PP, max output 180 kg/h, C.C motor power 69 Kw. Labo machine	****	
EXT 16-481	WEBER	NE 90	1987	PEHD-PP, max output 180 kg/h, C.C motor power 78 Kw.	****	
EXT 16-482	REIFENHAUSER	RT-501-1-60-33V	2001	PEHD-PP, max output 110 kg/h, C.C motor power 37 Kw.	****	

Nr	Machines	Type	Year	Description	State	Photos
Double Screws Extruders						
EXT 09-276	MAPLAN / IDE	DSK A40-2	1992	Conical screws, 50 kg/h, PVC . Labo	****	
EXT 09-279	REIFENHAUSER	BT-120-2-294	1992	Conical screws, output 50 kg/h	****	
EXT 11-317	WEBER	DS 60	1976	Parallel double screws extruder diam. 60mm, for spare parts	**	
EXT 11-323	WEBER	DS 65	1982	parallel double screws extruder diam. 65mm, output 80kg/h, profile type	***	
EXT 12-355	KRAUSS MAFFEI	KMD 90/20 LD	1992	Parallel double screw extruder D90/21LD, output 180 kg/h, for profiles. New dosing unit	****	
EXT 13-376	WEBER	CE7	1985	Conical extruder, output 140Kg/h for PVC	***	
EXT 13-395	CINCINNATI	CMT 45	1994	Conical double screws extruder, output 100Kg/h for PVC profiles	****	

Nr	Machines	Type	Year	Description	State	Photos
EXT 13-ADU	AMUT	BA 105/22	1997	Parallel double screws extruder, output 200Kg/h for PVC profiles	****	
EXT 13-AG	CINCINNATI	ARGOS 114	2002	Parallel double screws extruder, output 400Kg/h for PVC profiles, screws 5000 working hours	****	
EXT 13-BG	BANDERA	2B 110	2001	Parallel double screws extruder, 24D, output 280Kg/h for PVC profiles, with 1 new screws paar	***	
EXT 13-CG	BANDERA	2B 90	1998	Parallel double screws extruder, 24D, output 160Kg/h for PVC profiles	***	
EXT 13-DG	BANDERA	2B 90	1997	Parallel double screws extruder, 24D, output 160Kg/h for PVC profiles	***	
EXT 14-409	WEBER	DS85	1985	parallel double screws extruder diam. 85mm, 17D, output 130kg/h, profile type. Power 37 Kw	****	
EXT 14-419	BATTENFELD	BEX2-65-22V	1993	Parallel double screws extruder diam. 65mm, L/D 22. Power 30 Kw, output 130 kg/h	****	
EXT 15-445	AMUT	BA 55	1995	parallel double screws extruder, diam. 55mm, 22D, output 100kg/h, profile type. Power 22 Kw. Complete with BATTENFELD co-ex BEX-2-42C.	***	

Nr	Machines	Type	Year	Description	State	Photos
EXT 15-460	WEBER	DS12P	1997	parallel double screws extruder diam. 120mm, 19D, output 380kg/h, profile type. Power 55 Kw	****	
EXT 16-469	REIFENHAUSER	BT-400-2-40-K	2001	parallel double screws extruder diam. 40mm, 19D, output 900kg/h, profile type. Power 19 Kw	****	
EXT 16-472	WEBER	CE3	1984	Conical extruder, output 40Kg/h for PVC	****	
EXT 16-473	WEBER	CE3	1989	Conical extruder, output 40Kg/h for PVC	****	
EXT 16-474	WEBER	CE3	1989	Conical extruder, output 40Kg/h for PVC	****	
EXT 16-475	WEBER	CE3	1989	Conical extruder, output 40Kg/h for PVC	****	
EXT 16-476	WEBER	CE5	2000	Conical extruder, output 80Kg/h for PVC	*****	
EXT 16-477	WEBER	CE5	1985	Conical extruder, output 80Kg/h for PVC	***	

Nr	Machines	Type	Year	Description	State	Photos
EXT 16-478	WEBER	CE7	1987	Conical extruder, output 140Kg/h for PVC	***	
EXT 16-479	WEBER	CE7	1987	Conical extruder, output 140Kg/h for PVC	***	
EXT 16-480	WEBER	CE7	1987	Conical extruder, output 140Kg/h for PVC	****	
EXT 15-PRO	CINCINNATI	CMT 35	2008	Conical double screws, output up to 60 kg/h, rebuilt in 2008, almost new	*****	

LEGEND QUALITY STANDARDS

** this quality is not offered by INDEXT

*** **Used machine**
the machine has been inspected for proper functionality by our technicians

**** **Used machine in optimum condition**
the machine has been tested and checked by our technicians. Necessary adjustments and repairs have been made

***** **Completely overhauled machine, like new, or new machine**
6-months guarantee for pieces